



NP01

Population and Housing Narrative Profile: 2011

2011 American Community Survey 1-Year Estimates

Although the American Community Survey (ACS) produces population, demographic and housing unit estimates, it is the Census Bureau's Population Estimates Program that produces and disseminates the official estimates of the population for the nation, states, counties, cities and towns and estimates of housing units for states and counties.

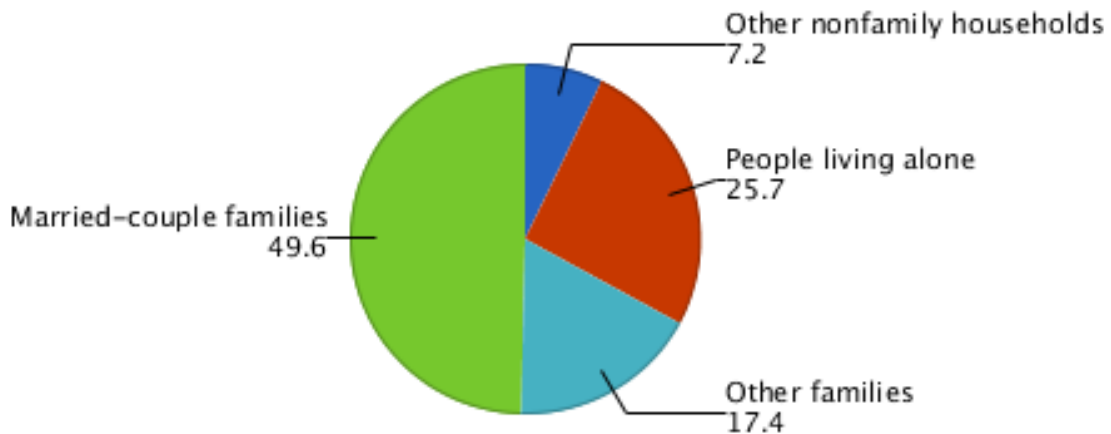
## Households and Families

In 2011 there were 24,000 households in Livingston County, New York. The average household size was 2.4 people.

Families made up 67 percent of the households in Livingston County, New York. This figure includes both married-couple families (50 percent) and other families (17 percent). Of other families, 11 percent are female householder families with no husband present and own children under 18 years. Nonfamily households made up 33 percent of all households in Livingston County, New York. Most of the nonfamily households were people living alone, but some were composed of people living in households in which no one was related to the householder.

In Livingston County, New York, 36 percent of all households have one or more people under the age of 18; 25 percent of all households have one or more people 65 years and over.

The Types of Households in Livingston County, New York in 2011



Among persons 15 and older, 48 percent of males and 43 percent of females are currently married.

Population 15 years and over	Males	Females
Never married	36.7	33.6
Now married, except separated	47.5	43.4
Separated	3.1	3.6
Widowed	3.0	7.8
Divorced	9.8	11.6

This section not available due to insufficient data

## Nativity and Foreign Born

Ninety-seven percent of the people living in Livingston County, New York in 2011 were native residents of the United States. Eighty-five percent of these residents were living in the state in which they were born.

Three percent of the people living in Livingston County, New York in 2011 were foreign born. Of the foreign born population, 63 percent were naturalized U.S. citizens, and 76 percent entered the country before the year 2000. Twenty-five percent of the foreign born entered the country in 2000 or later.

Foreign born residents of Livingston County, New York come from different parts of the world.

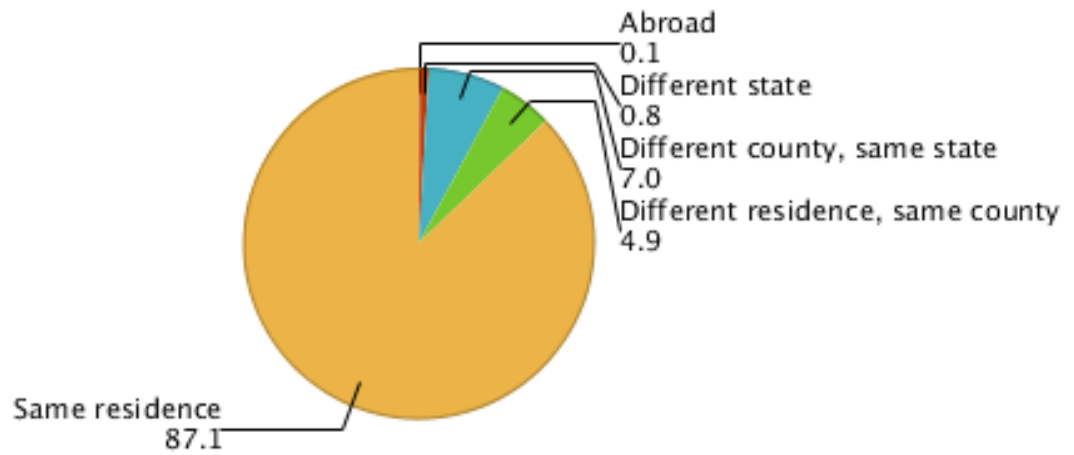
## Language

This section not available due to insufficient data

## Geographic Mobility

In 2011, 87 percent of the people at least one year old living in Livingston County, New York were living in the same residence one year earlier.

## Geographic Mobility of Residents of Livingston County, New York in 2011

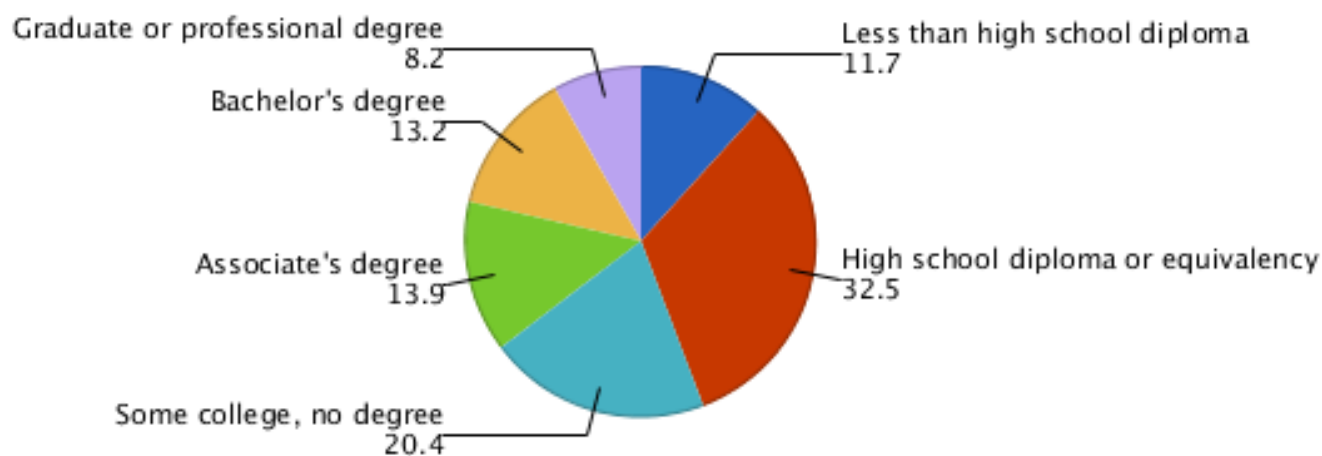


## Education

In 2011, 33 percent of people 25 years and over had at least graduated from high school and 21 percent had a bachelor's degree or higher. Twelve percent were dropouts; they were not enrolled in school and had not graduated from high school.

The total school enrollment in Livingston County, New York was 19,000 in 2011. Nursery school and kindergarten enrollment was 1,300 and elementary or high school enrollment was 9,300 children. College or graduate school enrollment was 8,400.

## The Educational Attainment of People in Livingston County, New York in 2011



## Disability

In Livingston County, New York, among the civilian noninstitutionalized population in 2011, 11 percent reported a disability. The likelihood of having a disability varied by age - from 3 percent of people under 18 years old, to 9 percent of people 18 to 64 years old, and to 33 percent of those 65 and over.

## Employment Status and Type of Employer

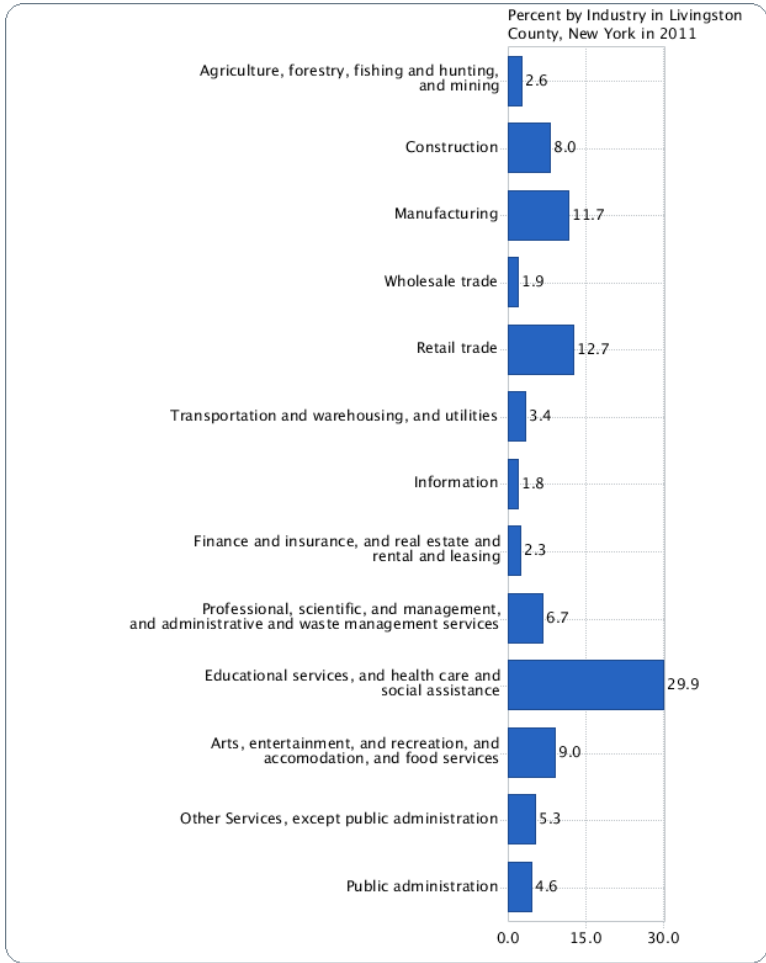
In Livingston County, New York, 58 percent of the population 16 and over were employed; 39 percent were not currently in the labor force.

Seventy-four percent of the people employed were private wage and salary workers; 20 percent were federal, state, or local government workers; and 6 percent were self-employed in their own (not incorporated) business.

Class of worker	Number	Percent
Private wage and salary workers	22,862	73.8
Federal, state, or local government workers	6,302	20.3
Self-employed workers in own not incorporated business	1,779	5.7

## Industries

In 2011, the civilian employed population 16 years and older in Livingston County, New York worked in the following industries:



## Occupations

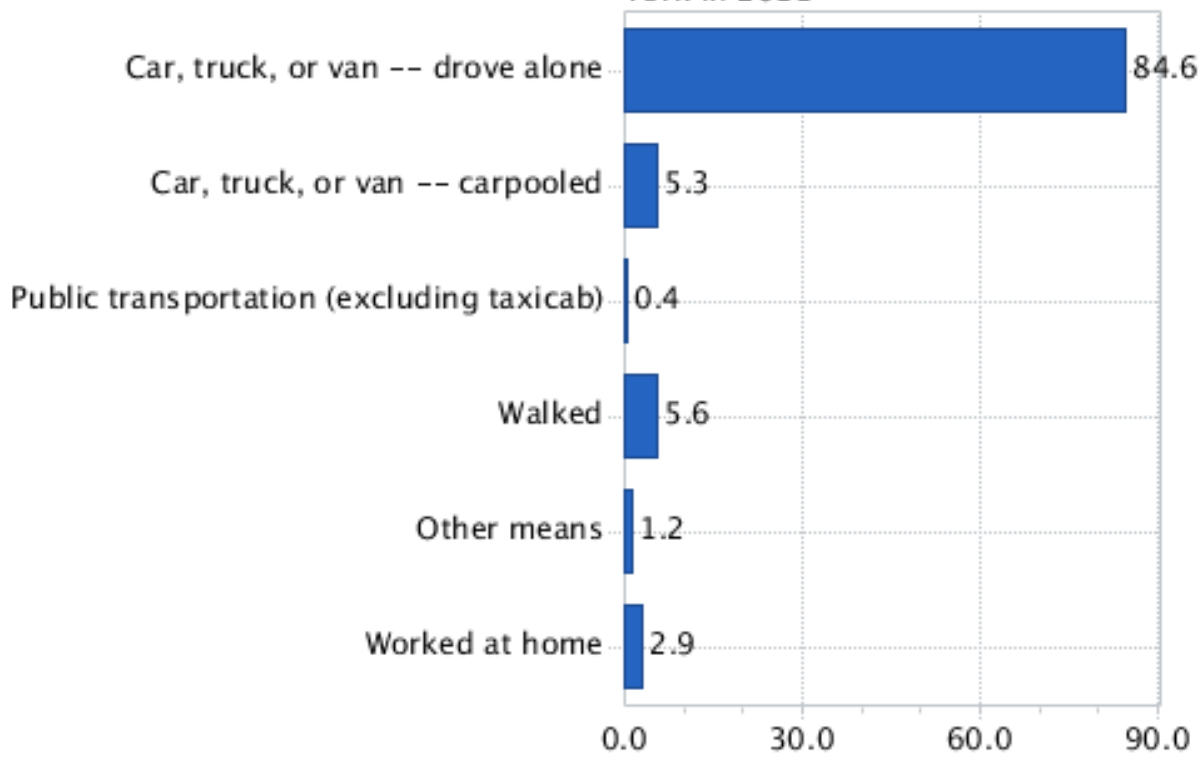
Occupations for the civilian employed population 16 years and over in Livingston County, New York in 2011:

Civilian employed population 16 years and over	Number	Percent
Management, business, science, and arts occupations	9,385	30.3
Service occupations	6,373	20.6
Sales and office occupations	7,643	24.7
Natural resources, construction, and maintenance occupations	3,992	12.9
Production, transportation, and material moving occupations	3,602	11.6

## Commuting to Work

Eighty-five percent of Livingston County, New York workers drove to work alone in 2011, and 5 percent carpooled. Among those who commuted to work, it took them on average 25 minutes to get to work.

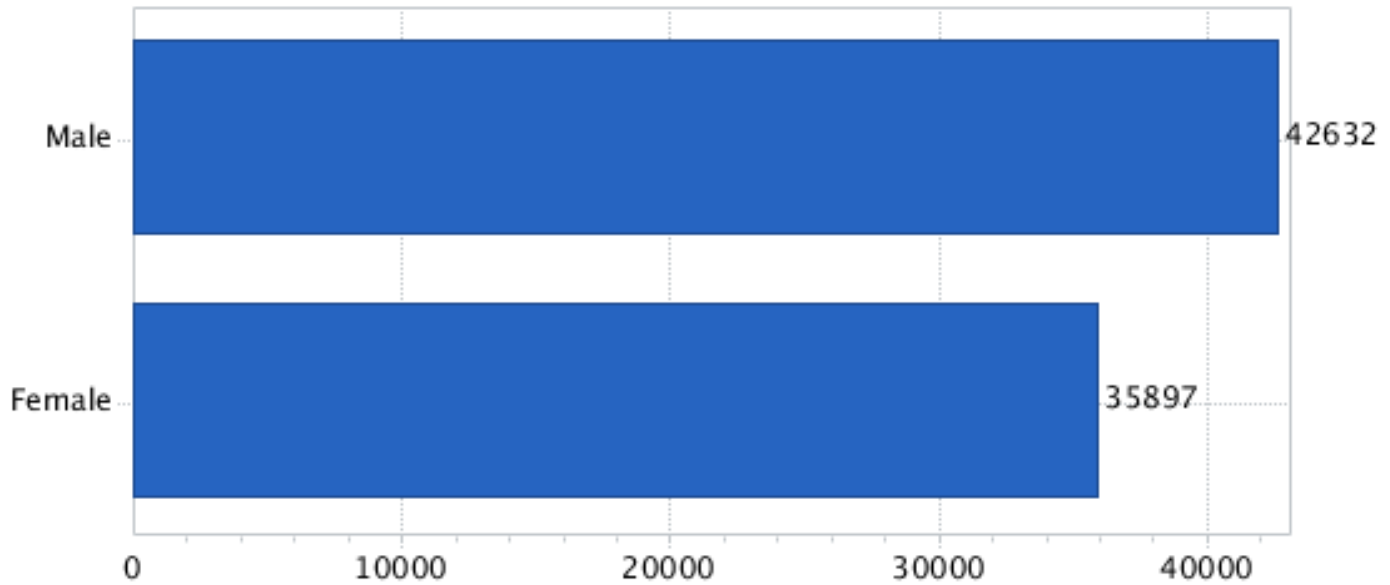
Percent of Workers 16 and over Commuting by Mode in Livingston County, New York in 2011



## Income

The median income of households in Livingston County, New York was \$50,513. Thirteen percent of households had income below \$15,000 a year and 3 percent had income over \$150,000 or more.

Median Earnings for Full-Time Year-Round Workers by Sex in Livingston County, New York in 2011



Seventy-eight percent of the households received earnings and 21 percent received retirement income other than Social Security. Thirty-two percent of the households received Social Security. The average income from Social Security was \$16,980. These income sources are not mutually exclusive; that is, some households received income from more than one source.

Proportion of Households with Various Income Sources in Livingston County, New York in 2011

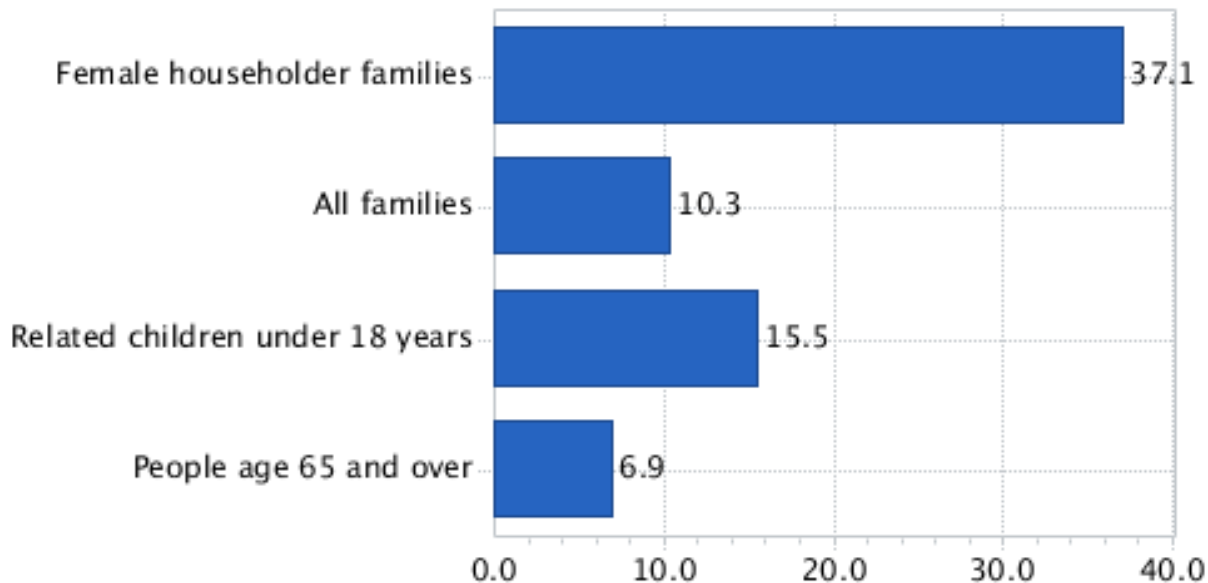


## Poverty and Participation in Government Programs

In 2011, 14 percent of people were in poverty. Sixteen percent of related children under 18 were below the poverty level, compared with 7 percent of people 65 years old and over. Ten percent of all families and 37 percent of families with a female householder and no husband present had incomes below the poverty level.



Poverty Rates in Livingston County, New York in 2011



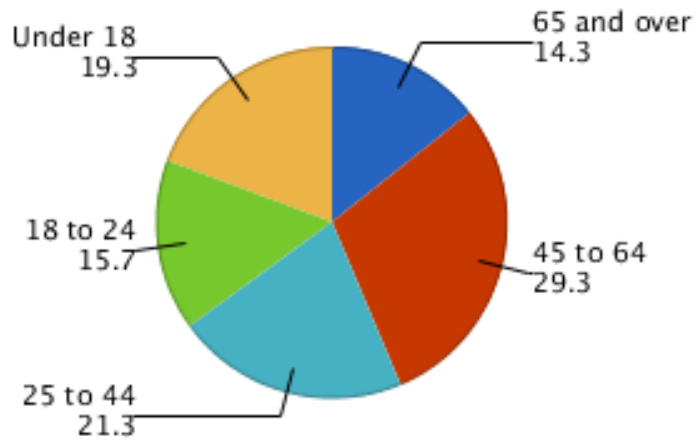
## Health Insurance

Among the civilian noninstitutionalized population in Livingston County, New York in 2011, 95 percent had health insurance coverage and 5 percent did not have health insurance coverage. For those under 18 years of age, 5 percent had no health insurance coverage. The civilian noninstitutionalized population had both private and public health insurance, with 80 percent having private coverage and 31 percent having public coverage.

## Population

In 2011, Livingston County, New York had a total population of 65,000 - 33,000 (50 percent) females and 32,000 (50 percent) males. The median age was 40.1 years. Nineteen percent of the population was under 18 years and 14 percent was 65 years and older.

## The Age Distribution of People in Livingston County, New York in 2011

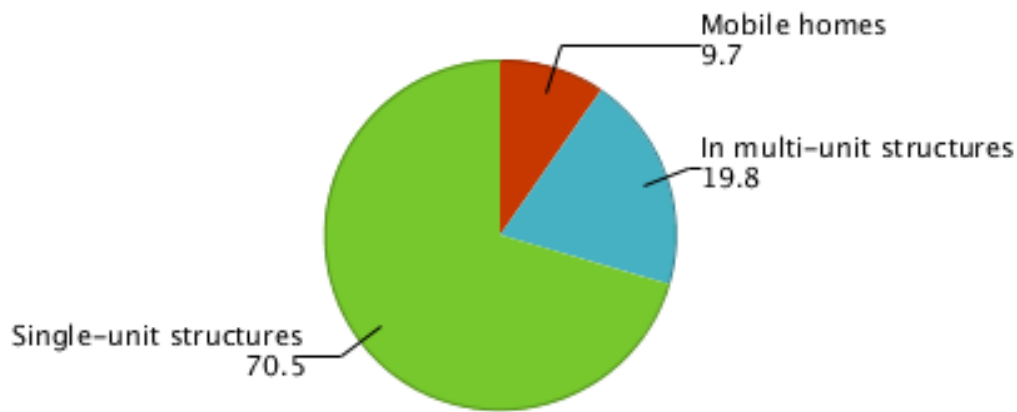


For people reporting one race alone, 95 percent were White; 3 percent were Black or African American; less than 0.5 percent were American Indian and Alaska Native; 2 percent were Asian; less than 0.5 percent were Native Hawaiian and Other Pacific Islander, and 1 percent were Some other race. Two percent reported Two or more races. Three percent of the people in Livingston County, New York were Hispanic. Ninety-two percent of the people in Livingston County, New York were White non-Hispanic. People of Hispanic origin may be of any race.

## Housing Characteristics

In 2011, Livingston County, New York had a total of 27,000 housing units, 11 percent of which were vacant. Of the total housing units, 71 percent were in single-unit structures, 20 percent were in multi-unit structures, and 10 percent were mobile homes. Twenty-three percent of the housing units were built since 1990.

## The Types of Housing Units in Livingston County, New York in 2011



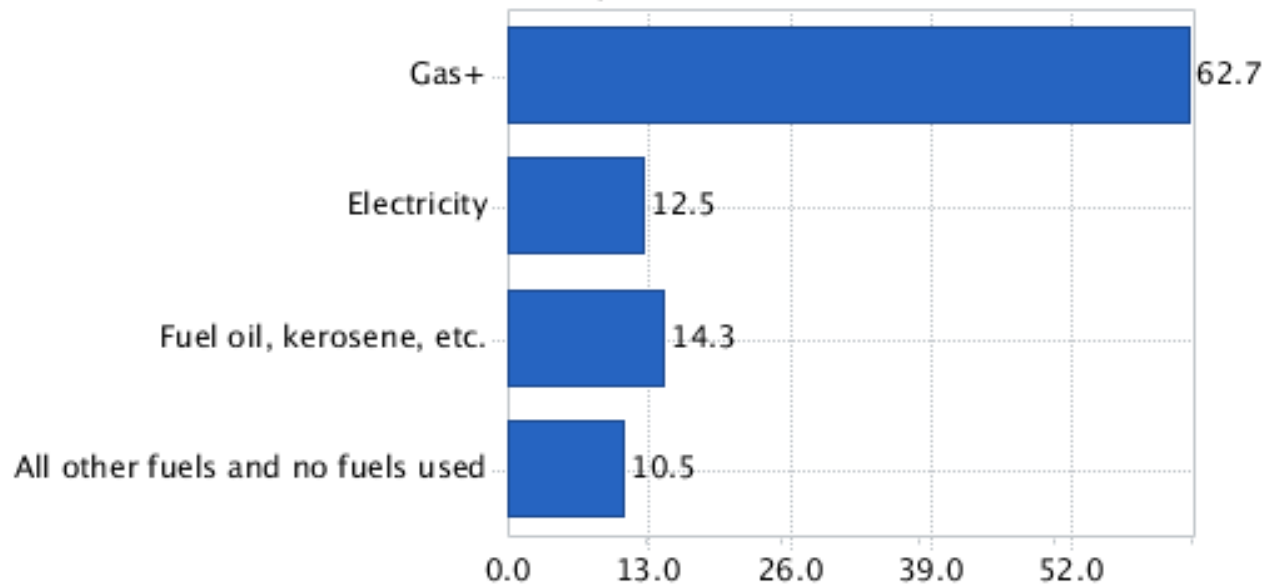
The median number of rooms in all housing units in Livingston County, New York is 6. Of these housing units, 66 percent have three or more bedrooms.

### Occupied Housing Unit Characteristics

In 2011, Livingston County, New York had 24,000 occupied housing units - 18,000 (74 percent) owner occupied and 6,300 (26 percent) renter occupied. Fifty-seven percent of householders of these units had moved in since 2000. Sixty-five percent of the owner occupied units had a mortgage. One percent of the households did not have telephone service. Five percent had no vehicles available and another 20 percent had three or more.

Homes in Livingston County, New York were heated in the following ways:

House heating fuel used in Livingston County, New York in 2011

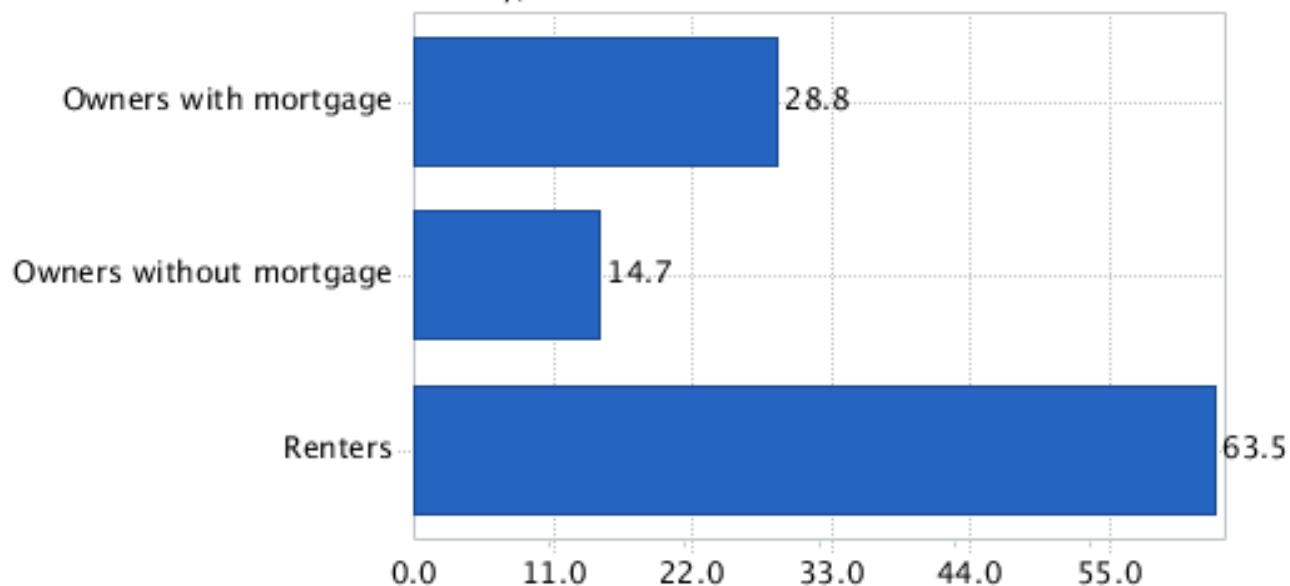


+this category includes utility, bottled, tank, or LP gas

## Housing Costs

The median monthly housing costs for mortgaged owners was \$1,220, nonmortgaged owners \$530, and renters \$703. Twenty-nine percent of owners with mortgages, 15 percent of owners without mortgages, and 64 percent of renters in Livingston County, New York spent 30 percent or more of household income on housing.

Occupants with a Housing Cost Burden in Livingston County, New York in 2011



(X) = Data item not available

Source: U.S. Census Bureau, 2011 American Community Survey

Explanation of Symbols:

1. An '\*\*\*' entry in the margin of error column indicates that either no sample observations or too few sample observations were available to compute a standard error and thus the margin of error. A statistical test is not appropriate.
2. An '-' entry in the estimate column indicates that either no sample observations or too few sample observations were available to compute an estimate, or a ratio of medians cannot be calculated because one or both of the median estimates falls in the lowest interval or upper interval of an open-ended distribution.
3. An '-' following a median estimate means the median falls in the lowest interval of an open-ended distribution.
4. An '+' following a median estimate means the median falls in the upper interval of an open-ended distribution.
5. An '\*\*\*\*' entry in the margin of error column indicates that the median falls in the lowest interval or upper interval of an open-ended distribution. A statistical test is not appropriate.
6. An '\*\*\*\*\*' entry in the margin of error column indicates that the estimate is controlled. A statistical test for sampling variability is not appropriate.
7. An 'N' entry in the estimate and margin of error columns indicates that data for this geographic area cannot be displayed because the number of sample cases is too small.
8. An '(X)' means that the estimate is not applicable or not available.